

Springvale Primary School
































FS2 Red Bubble Remote Learning Timetable w/b 25<sup>th</sup> January 2021


	Monday 9.10-9.30 am Zoom with Mrs Honey.....	Tuesday 9.10-9.30 am Zoom with Mrs Honey	Wednesday 9.10-9.30 am Zoom with Mrs Parr	Thursday 9.10-9.30 am Zoom with Mrs Parr	Friday 9.10-9.30 am Zoom with Mrs Parr
Session 1	<p>The story of the week this week is Stick Man. Your <b>Play Challenge</b> today is to print of the pictures from the story (see attachment), cut them out and play a game of pairs.</p> <p><b>Letter formation of the day.</b> Re-cap the letter shapes you worked on last week. Remember to check that you are holding your pencil correctly.</p> <p><a href="https://whiterosemaths.com/homelearning/early-years/growing-6-7-8/">https://whiterosemaths.com/homelearning/early-years/growing-6-7-8/</a></p>	<p><b>Letter formation of the day.</b> Remember to have you pencil ready and a piece of paper.</p> <p><b>Play Challenge</b> For your play challenge today you will need a piece of paper and some colouring pencils or felt tips. Mrs Honey will tell you more....</p> <p><a href="https://whiterosemaths.com/homelearning/early-years/growing-6-7-8/">https://whiterosemaths.com/homelearning/early-years/growing-6-7-8/</a></p>	<p><b>Letter formation of the day.</b> Remember to have you pencil ready and a piece of paper.</p> <p><b>Play Challenge</b> For your play challenge today you will need a piece of paper and your pencil case of colours again. You will find out why when you zoom....</p> <p><a href="https://whiterosemaths.com/homelearning/early-years/growing-6-7-8/">https://whiterosemaths.com/homelearning/early-years/growing-6-7-8/</a></p>	<p><b>Letter formation of the day.</b> Remember to have you pencil ready and a piece of paper.</p> <p><b>Play Challenge</b> For your play challenge today you will need something to build with such as Lego, blocks or card board boxes. You will find out why when you zoom.....</p> <p><a href="https://www.youtube.com/watch?v=KpleGh5-6zU&amp;safe=active">https://www.youtube.com/watch?v=KpleGh5-6zU&amp;safe=active</a></p>	<p><b>Letter formation of the day.</b> Remember to have you pencil ready and a piece of paper.</p> <p><b>Play Challenge</b> For your play challenge today you will need a piece of paper, your pencil case of colours and use of an iPad or computer. Here is the link you will need once the zoom has finished. <a href="https://www.youtube.com/watch?v=KpleGh5-6zU&amp;safe=active">https://www.youtube.com/watch?v=KpleGh5-6zU&amp;safe=active</a></p> <p>Mrs Parr will explain..... <a href="https://whiterosemaths.com/homelearning/early-years/growing-6-7-8/">https://whiterosemaths.com/homelearning/early-years/growing-6-7-8/</a></p>
Session 2	<p><b>Which show 6? Composition of 6</b> Watch session 1 and then complete the linked activity. Go on a hunt around your house to find 6. Can you spot number 6 on a clock or find 6 eggs in a box? <a href="https://www.youtube.com/watch?v=PSgZl8f5leU&amp;safe=active">https://www.youtube.com/watch?v=PSgZl8f5leU&amp;safe=active</a></p> <p>Dance to the Bunny Hop Beat</p>	<p><b>Sorting 6, 7 &amp; 8. Composition of 7</b> Watch session 2 and then complete the linked activity. Explore all the different ways you can make 7. <a href="https://www.youtube.com/watch?v=PSgZl8f5leU&amp;safe=active">https://www.youtube.com/watch?v=PSgZl8f5leU&amp;safe=active</a></p> <p>Dance along to the second track, Hot Air Balloonin</p>	<p><b>Composition of 7</b> Watch session 3 and then complete the linked activity. Explore all the different ways you can make 8 <a href="https://www.youtube.com/watch?v=PSgZl8f5leU&amp;safe=active">https://www.youtube.com/watch?v=PSgZl8f5leU&amp;safe=active</a></p> <p>Dance to the third track, Washing Machine Song</p>	<p><b>Matching 6, 7 &amp; 8</b> Watch session 4 and then complete the linked activity. Make and play a memory game with pictures that represent the numbers 6 7 &amp; 8 <a href="https://www.youtube.com/watch?v=PSgZl8f5leU&amp;safe=active">https://www.youtube.com/watch?v=PSgZl8f5leU&amp;safe=active</a></p> <p>Dance to the last track, My name is Joe</p>	<p><b>1 more and 1 less</b> Watch session 5 and then complete the linked activity. Today you will need a box and some teddies. Create your own disco moves to our very own <b>Friday Disco!</b></p>
Session 3					

<p>Phonics</p> <p><a href="https://www.youtube.com/channel/UCo7fblqY2oA_cFCIq9GdxtQ">https://www.youtube.com/channel/UCo7fblqY2oA_cFCIq9GdxtQ</a></p> <p>RR's Group</p> <ul style="list-style-type: none"> <li>Set 1 Speed Sounds - with Ruth</li> <li>f letter formation sheet</li> </ul> <p><a href="https://home.oxfordowl.co.uk/reading-schemes-oxford-levels/read-write-inc-phonics-guide/">https://home.oxfordowl.co.uk/reading-schemes-oxford-levels/read-write-inc-phonics-guide/</a></p> <ul style="list-style-type: none"> <li>Go on a hunt around your house to find anything that starts with an 'f' sound? Can you draw them on some paper?</li> </ul>	<p>Phonics</p> <p><a href="https://www.youtube.com/channel/UCo7fblqY2oA_cFCIq9GdxtQ">https://www.youtube.com/channel/UCo7fblqY2oA_cFCIq9GdxtQ</a></p> <p>RR's Group</p> <ul style="list-style-type: none"> <li>Set 1 Speed Sounds - with Ruth</li> <li>e letter formation sheet</li> </ul> <p><a href="https://home.oxfordowl.co.uk/reading-schemes-oxford-levels/read-write-inc-phonics-guide/">https://home.oxfordowl.co.uk/reading-schemes-oxford-levels/read-write-inc-phonics-guide/</a></p> <p><a href="https://www.phonicsbloom.com/uk/ga/me/odd-sound-out?phase=2">https://www.phonicsbloom.com/uk/ga/me/odd-sound-out?phase=2</a></p> <p>CH/BP's Group</p> <ul style="list-style-type: none"> <li>Set 1 Word Time Spelling - with Sara</li> <li>Click the link and play Pick a Picture</li> </ul> <p><a href="https://www.phonicsplay.co.uk/resources/phase/2/pick-a-picture">https://www.phonicsplay.co.uk/resources/phase/2/pick-a-picture</a></p>	<p>Phonics</p> <p><a href="https://www.youtube.com/channel/UCo7fblqY2oA_cFCIq9GdxtQ">https://www.youtube.com/channel/UCo7fblqY2oA_cFCIq9GdxtQ</a></p> <p>RR's Group</p> <p><a href="https://www.youtube.com/channel/UCo7fblqY2oA_cFCIq9GdxtQ">https://www.youtube.com/channel/UCo7fblqY2oA_cFCIq9GdxtQ</a></p> <p>RR's Group</p> <ul style="list-style-type: none"> <li>Set 1 Speed Sounds - with Ruth</li> <li>l letter formation sheet</li> </ul> <p><a href="https://home.oxfordowl.co.uk/reading-schemes-oxford-levels/read-write-inc-phonics-guide/">https://home.oxfordowl.co.uk/reading-schemes-oxford-levels/read-write-inc-phonics-guide/</a></p> <ul style="list-style-type: none"> <li>can you find objects in your house that start with f e and l? Save them for tomorrows activity.</li> </ul> <p>CH/BP's Group</p> <ul style="list-style-type: none"> <li>Set 1 Word Time Reading - with Gareth</li> <li>Sound blending book 3 (see the hyperlink) - have a go reading the words in the book</li> </ul> <p><a href="https://www.oxfordowl.co.uk/api/int/eractives/29274.html">https://www.oxfordowl.co.uk/api/int/eractives/29274.html</a></p>	<p>Phonics</p> <p><a href="https://www.youtube.com/channel/UCo7fblqY2oA_cFCIq9GdxtQ">https://www.youtube.com/channel/UCo7fblqY2oA_cFCIq9GdxtQ</a></p> <p>RR's Group</p> <ul style="list-style-type: none"> <li>Set 1 Speed Sounds - with Ruth</li> <li>h letter formation sheet</li> </ul> <p><a href="https://home.oxfordowl.co.uk/reading-schemes-oxford-levels/read-write-inc-phonics-guide/">https://home.oxfordowl.co.uk/reading-schemes-oxford-levels/read-write-inc-phonics-guide/</a></p> <ul style="list-style-type: none"> <li>Can you find an object or picture of something that begins with h? Add it to your collection. Put the objects in a box or bag and play music, when it stops pick an object out and say the sound it begins with.</li> </ul> <p>CH/BP's Group</p> <ul style="list-style-type: none"> <li>Set 1 Word Time Spelling - with Sara</li> <li>Click the link and play Make a Match (phase 2 wk 1-3)</li> </ul> <p><a href="https://www.phonicsplay.co.uk/resources/phase/2/matching-ph2w13">https://www.phonicsplay.co.uk/resources/phase/2/matching-ph2w13</a></p>	<p><a href="https://www.youtube.com/channel/UCo7fblqY2oA_cFCIq9GdxtQ">https://www.youtube.com/channel/UCo7fblqY2oA_cFCIq9GdxtQ</a></p> <p>RR's Group</p> <ul style="list-style-type: none"> <li>Set 1 Speed Sounds - with Ruth</li> <li>sh letter formation sheet</li> </ul> <p><a href="https://home.oxfordowl.co.uk/reading-schemes-oxford-levels/read-write-inc-phonics-guide/">https://home.oxfordowl.co.uk/reading-schemes-oxford-levels/read-write-inc-phonics-guide/</a></p> <ul style="list-style-type: none"> <li>play match the sounds</li> </ul> <p><a href="https://www.phonicsbloom.com/uk/ga/me/match-sounds?phase=1">https://www.phonicsbloom.com/uk/ga/me/match-sounds?phase=1</a></p> <p>CH/BP's Group</p> <ul style="list-style-type: none"> <li>Set 1 Word Time Reading - with Gareth</li> <li>Practise reading <b>red</b> words</li> </ul>	<p>SS's Group</p> <ul style="list-style-type: none"> <li>Set 2 Speed Sounds - with Rosie</li> <li>Practise reading <b>red</b> words</li> </ul>	<p>SS's Group</p> <ul style="list-style-type: none"> <li>Set 2 Speed Sounds - with Rosie</li> <li>Practise reading the speed sounds and <b>green</b> words on the ditty reading sheet 2</li> <li>tag</li> <li>Practise reading <b>red</b> words</li> </ul>	<p>SS's Group</p> <ul style="list-style-type: none"> <li>Set 2 Speed Sounds - with Rosie</li> <li>Practise reading the speed sounds and <b>green</b> words on the ditty reading sheet 2</li> <li>tag</li> <li>Now read the captions.</li> </ul>	<p>SS's Group</p> <ul style="list-style-type: none"> <li>Set 2 Speed Sounds - with Rosie</li> <li>Practise reading the speed sounds and <b>green</b> words on the ditty reading sheet 2</li> <li>tag</li> <li>Now read the captions. Are you becoming more confident?</li> </ul>	<p>SS's Group</p> <ul style="list-style-type: none"> <li>Set 2 Speed Sounds - with Rosie</li> <li>Watch how to hold a sentence</li> </ul> <p><a href="https://www.youtube.com/watch?v=xky5PXWwMF-Q&amp;safe=active">https://www.youtube.com/watch?v=xky5PXWwMF-Q&amp;safe=active</a></p>
---	---	---	--	--	--	--	---	--	--

Session 4	<p>2.45-3.15pm</p> <p>Zoom Story with one of your teachers in school.</p> <p>I wonder who it will be today?</p>	<p>2.45-3.15pm</p> <p>Zoom Story with one of your teachers in school.</p> <p>I wonder who it will be today?</p>	<p>2.45-3.15pm</p> <p>Zoom Story with one of your teachers in school.</p> <p>I wonder who it will be today?</p>	<p>2.45-3.15pm</p> <p>Zoom Story with one of your teachers in school.</p> <p>I wonder who it will be today?</p>	<p>2.45-3.15pm</p> <p>Zoom Story with one of your teachers in school.</p> <p>I wonder who it will be today?</p>
-----------	---	---	---	---	---

## RWI phrases – Set 1

<p><b>m</b>  Down Maisie. Up and over the mountain. Up and over the mountain.</p>	<p><b>l</b>  Down the long leg.</p>
<p><b>a</b>  Round the apple, up and down the leaf.</p>	<p><b>h</b>  Down the horse's leg. Up and over his back. Down to his hoof.</p>
<p><b>s</b>  Slither down the snake.</p>	<p><b>sh</b>  Shh says the horse to the hissing snake.</p>
<p><b>d</b>  Round the dinosaur's big bottom. Up his long neck and down to his feet.</p>	<p><b>r</b>  Down the robot, up and over the robot's arm.</p>
<p><b>t</b>  Down the tower, across the tower.</p>	<p><b>j</b>  Down his body curl and dot.</p>
<p><b>i</b>  Down the insect's body. Dot for the head.</p>	<p><b>v</b>  Down a wing. Up a wing.</p>
<p><b>p</b>  Down the pirate's plait and up around his face.</p>	<p><b>y</b>  Down a horn up a horn and down under his head.</p>
<p><b>n</b>  Down Nobby, up and over his net.</p>	<p><b>w</b>  Down up down up.</p>
<p><b>g</b>  Round the girls face, up and down to give her a curl.</p>	<p><b>z</b>  Zig-zag-zig.</p>
<p><b>o</b>  Round the orange.</p>	<p><b>ch</b>  Choo sneezes the horse as the caterpillar's hairs tickle its nose.</p>
<p><b>c</b>  Curl around the caterpillar.</p>	<p><b>th</b>  Th-ank you says the princess to the horse for rescuing her from the tower.</p>
<p><b>k</b>  Down the kangaroo's body. Up to his tail and down to his leg.</p>	<p><b>qu</b>  Round the queen's head. Up past her earrings and down her hair.</p>
<p><b>u</b>  Down and under the umbrella. Up to the top and down to the puddle.</p>	<p><b>x</b>  Down the arm and leg and repeat the other side.</p>
<p><b>b</b>  Down the laces, up and around the boot to the heel.</p>	<p><b>ng</b>  Thing on a string.</p>
<p><b>f</b>  Down the stem and draw the leaves.</p>	<p><b>nk</b>  I think I stink.</p>
<p><b>e</b>  Cut the egg. Around the egg.</p>	



### Practise handwriting

Down the stem and draw the leaves


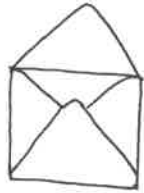



### Practise sound-writing





e e e





### Practise handwriting

Lift off the top and scoop out the egg

e e e e e

### Practise sound-writing

e



### Practise handwriting

Down the long leg




### Practise sound-writing





h h



### Practise handwriting

Down the head to the hooves and over his back

h h h h h

### Practise sound-writing

h



s sh sh



Practise handwriting

Slither down the snake, down the head to the hooves and over his back

sh sh sh

Practise sound-writing

sh

## Ditty 2: tag

**Speed Sounds** - read the sounds (not the letter name)

t a s d g n m i

**Green Words** - read these words by blending the sounds together

is dad it nan am tag

**Red Words** - read these words but tell your child the word if they get stuck

I

tag

dad is it

tag

nan is it

tag


I am it



Remember not to read the Ditty to your child first.  
As your child reads the Ditty, be patient and give your child plenty of praise.



# #MathsEveryoneCan

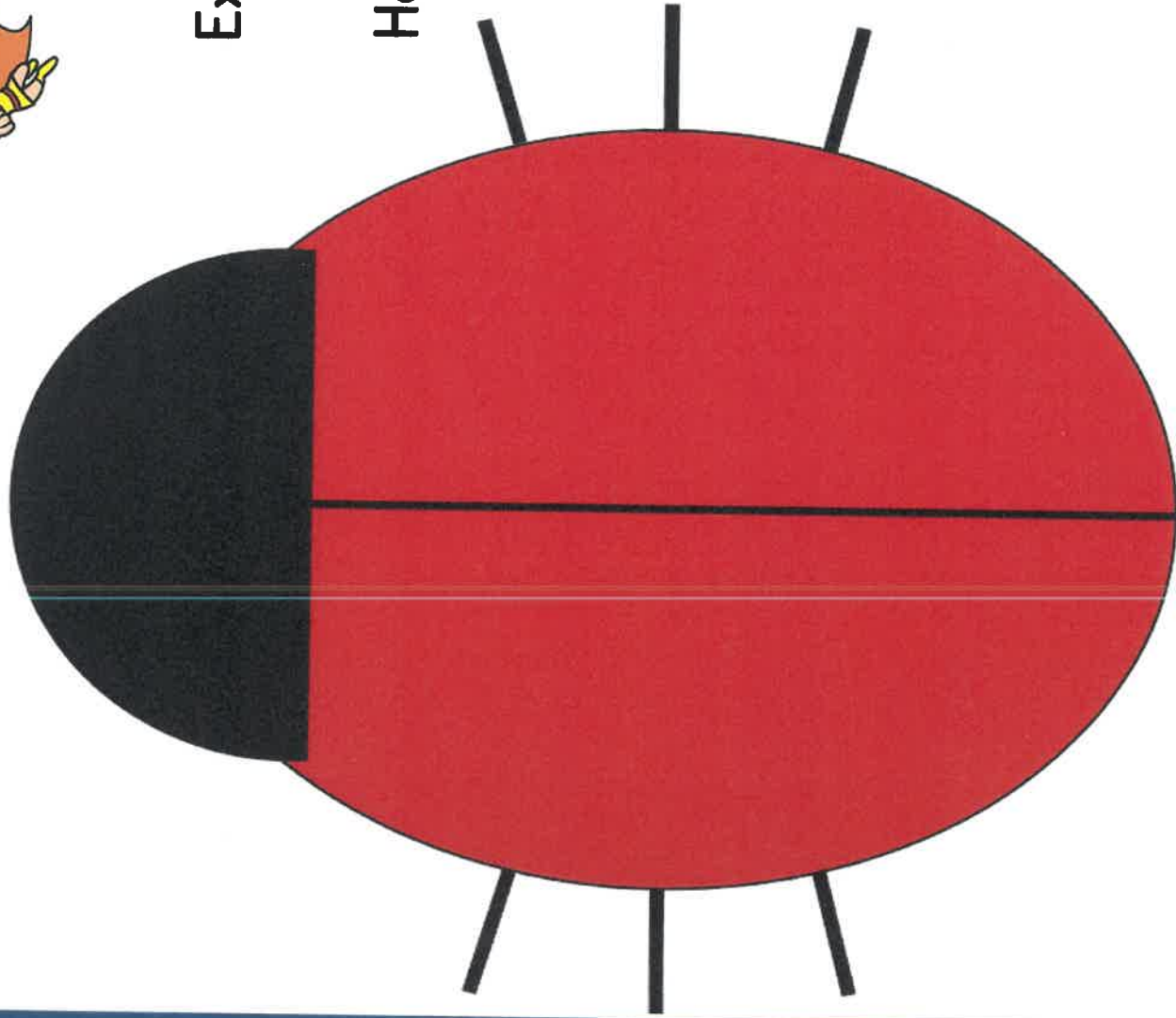


Explore all of the different ways that you can make 7 on a domino.

Have you found all the possible ways?



How else could you represent 7?



Explore all of the different ways that  
you can make 8

Have you found all the possible ways?










# #MathsEveryoneCan



Have a go at playing the memory game with a friend.  
If you turn over two cards that show the same number, you get to keep them both!





#MathsEveryoneCan



Now have a go at designing your own cards to play the memory game with.





# #MathsEveryoneCan



Count some toys into your toy box.

Ask a helper to take out one toy whilst you are not looking. Can you spot who is missing?



What happens to the number of toys when you take one out and then put it back? Does it matter which toy you remove?