
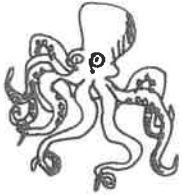



<p><b>Phonics</b> <a href="https://www.youtube.com/channel/UCo7fbLqY2oA_cFCtq96dxtQ">https://www.youtube.com/channel/UCo7fbLqY2oA_cFCtq96dxtQ</a></p> <p>RR's Group</p> <ul style="list-style-type: none"> <li>Set 1 Speed Sounds - with Ruth</li> <li>o letter formation sheet <a href="https://home.oxfordowl.co.uk/reading/reading-schemes-oxford-levels/read-write-inc-phonics-guide/">https://home.oxfordowl.co.uk/reading/reading-schemes-oxford-levels/read-write-inc-phonics-guide/</a></li> <li>Go on a hunt around your house to find anything that starts with an 'o' sound? Can you collect some photographs or draw them on some paper?</li> </ul> <p>CH/BP's Group</p> <ul style="list-style-type: none"> <li>Set 1 Word Time Reading - with Gareth</li> <li>Practise reading <b>red</b> words - get a grown up to stick the red words up around the house, can you find them and read them?</li> </ul> <p>SS's Group</p> <ul style="list-style-type: none"> <li>Set 1 Spelling - Lesson with Sara</li> <li>Practise reading <b>red</b> words - get a grown up to stick the red words up around the house, can you find them and read them?</li> </ul> <p>2.45-3.15pm</p> <p>Zoom Story with one of your teachers in school.</p> <p>I wonder who it will be today?</p>	<p><b>Phonics</b> <a href="https://www.youtube.com/channel/UCo7fbLqY2oA_cFCtq96dxtQ">https://www.youtube.com/channel/UCo7fbLqY2oA_cFCtq96dxtQ</a></p> <p>RR's Group</p> <ul style="list-style-type: none"> <li>Set 1 Speed Sounds - with Ruth</li> <li>u letter formation sheet <a href="https://home.oxfordowl.co.uk/reading/reading-schemes-oxford-levels/read-write-inc-phonics-guide/">https://home.oxfordowl.co.uk/reading/reading-schemes-oxford-levels/read-write-inc-phonics-guide/</a></li> <li>can you find objects in your house that start with t, i, n, o and c, save them for tomorrow's activity.</li> </ul> <p>CH/BP's Group</p> <ul style="list-style-type: none"> <li>Set 1 Word Time Reading - with Gareth</li> <li>Sound blending book 2 (see the hyperlink) - have a go reading the words in the book <a href="https://www.oxfordowl.co.uk/api/int/eractives/29265.html">https://www.oxfordowl.co.uk/api/int/eractives/29265.html</a></li> </ul> <p>SS's Group</p> <ul style="list-style-type: none"> <li>Set 1 Word Time Reading - Lesson with Sara</li> <li>Practise reading the speed sounds and <b>green</b> words on the ditty reading sheet 1 <b>pop</b>. <a href="https://drive.google.com/file/d/1bEJ7H0NnkOsI27PKDn915I-MJ/view?usp=sharing">https://drive.google.com/file/d/1bEJ7H0NnkOsI27PKDn915I-MJ/view?usp=sharing</a></li> </ul> <p>2.45-3.15pm</p> <p>Zoom Story with one of your teachers in school.</p> <p>I wonder who it will be today?</p>	<p><b>Phonics</b> <a href="https://www.youtube.com/channel/UCo7fbLqY2oA_cFCtq96dxtQ">https://www.youtube.com/channel/UCo7fbLqY2oA_cFCtq96dxtQ</a></p> <p>RR's Group</p> <ul style="list-style-type: none"> <li>Set 1 Speed Sounds - with Ruth</li> <li>u letter formation sheet <a href="https://home.oxfordowl.co.uk/reading/reading-schemes-oxford-levels/read-write-inc-phonics-guide/">https://home.oxfordowl.co.uk/reading/reading-schemes-oxford-levels/read-write-inc-phonics-guide/</a></li> <li>Put (t, i, n, o and c) objects in a box or bag and play music, when it stops pick an object out and say the sound it begins with.</li> </ul> <p>CH/BP's Group</p> <ul style="list-style-type: none"> <li>Set 1 Spelling - Lesson with Sara</li> <li>Sound blending book 2 (see the hyperlink) - have a go reading the words in the book <a href="https://www.oxfordowl.co.uk/api/int/eractives/29265.html">https://www.oxfordowl.co.uk/api/int/eractives/29265.html</a></li> </ul> <p>SS's Group</p> <ul style="list-style-type: none"> <li>Set 1 Word Time Reading - with Gareth</li> <li>Practise reading the speed sounds and <b>green</b> words on the ditty reading sheet 1 <b>pop</b>. Now read the captions. Are you becoming more confident? <a href="https://drive.google.com/file/d/1bEJ7H0NnkOsI27PKDn915I-IHYV-L-MJ/view?usp=sharing">https://drive.google.com/file/d/1bEJ7H0NnkOsI27PKDn915I-IHYV-L-MJ/view?usp=sharing</a></li> </ul> <p>2.45-3.15pm</p> <p>Zoom Story with one of your teachers in school.</p> <p>I wonder who it will be today?</p>	<p><b>Phonics</b> <a href="https://www.youtube.com/channel/UCo7fbLqY2oA_cFCtq96dxtQ">https://www.youtube.com/channel/UCo7fbLqY2oA_cFCtq96dxtQ</a></p> <p>RR's Group</p> <ul style="list-style-type: none"> <li>Set 1 Speed Sounds - with Ruth</li> <li>b letter formation sheet <a href="https://home.oxfordowl.co.uk/reading/reading-schemes-oxford-levels/read-write-inc-phonics-guide/">https://home.oxfordowl.co.uk/reading/reading-schemes-oxford-levels/read-write-inc-phonics-guide/</a></li> <li>play match the sounds <a href="https://www.phonicsbloom.com/uk/game/match-sounds?phase=1">https://www.phonicsbloom.com/uk/game/match-sounds?phase=1</a></li> </ul> <p>CH/BP's Group</p> <ul style="list-style-type: none"> <li>Set 1 Word Time Reading - with Gareth</li> <li>Practise reading <b>red</b> words - can you write some of your words and hide them for your grown up to find, can you help them read them?</li> </ul> <p>SS's Group</p> <ul style="list-style-type: none"> <li>Set 1 Spelling - Lesson with Sara</li> <li>Practise reading <b>red</b> words - can you write some of your words and hide them for your grown up to find, can you help them read them?</li> </ul> <p>2.45-3.15pm</p> <p>Zoom Story with one of your teachers in school.</p> <p>I wonder who it will be today?</p>
<p><b>Phonics</b> <a href="https://www.youtube.com/channel/UCo7fbLqY2oA_cFCtq96dxtQ">https://www.youtube.com/channel/UCo7fbLqY2oA_cFCtq96dxtQ</a></p> <p>RR's Group</p> <ul style="list-style-type: none"> <li>Set 1 Speed Sounds - with Ruth</li> <li>o letter formation sheet <a href="https://home.oxfordowl.co.uk/reading/reading-schemes-oxford-levels/read-write-inc-phonics-guide/">https://home.oxfordowl.co.uk/reading/reading-schemes-oxford-levels/read-write-inc-phonics-guide/</a></li> <li>Go on a hunt around your house to find anything that starts with an 'o' sound? Can you collect some photographs or draw them on some paper?</li> </ul> <p>CH/BP's Group</p> <ul style="list-style-type: none"> <li>Set 1 Word Time Reading - with Gareth</li> <li>Practise reading <b>red</b> words - get a grown up to stick the red words up around the house, can you find them and read them?</li> </ul> <p>SS's Group</p> <ul style="list-style-type: none"> <li>Set 1 Spelling - Lesson with Sara</li> <li>Practise reading <b>red</b> words - get a grown up to stick the red words up around the house, can you find them and read them?</li> </ul> <p>2.45-3.15pm</p> <p>Zoom Story with one of your teachers in school.</p> <p>I wonder who it will be today?</p>	<p><b>Phonics</b> <a href="https://www.youtube.com/channel/UCo7fbLqY2oA_cFCtq96dxtQ">https://www.youtube.com/channel/UCo7fbLqY2oA_cFCtq96dxtQ</a></p> <p>RR's Group</p> <ul style="list-style-type: none"> <li>Set 1 Speed Sounds - with Ruth</li> <li>u letter formation sheet <a href="https://home.oxfordowl.co.uk/reading/reading-schemes-oxford-levels/read-write-inc-phonics-guide/">https://home.oxfordowl.co.uk/reading/reading-schemes-oxford-levels/read-write-inc-phonics-guide/</a></li> <li>can you find objects in your house that start with t, i, n, o and c, save them for tomorrow's activity.</li> </ul> <p>CH/BP's Group</p> <ul style="list-style-type: none"> <li>Set 1 Word Time Reading - with Gareth</li> <li>Sound blending book 2 (see the hyperlink) - have a go reading the words in the book <a href="https://www.oxfordowl.co.uk/api/int/eractives/29265.html">https://www.oxfordowl.co.uk/api/int/eractives/29265.html</a></li> </ul> <p>SS's Group</p> <ul style="list-style-type: none"> <li>Set 1 Word Time Reading - Lesson with Sara</li> <li>Practise reading the speed sounds and <b>green</b> words on the ditty reading sheet 1 <b>pop</b>. Now read the captions. Are you becoming more confident? <a href="https://drive.google.com/file/d/1bEJ7H0NnkOsI27PKDn915I-IHYV-L-MJ/view?usp=sharing">https://drive.google.com/file/d/1bEJ7H0NnkOsI27PKDn915I-IHYV-L-MJ/view?usp=sharing</a></li> </ul> <p>2.45-3.15pm</p> <p>Zoom Story with one of your teachers in school.</p> <p>I wonder who it will be today?</p>	<p><b>Phonics</b> <a href="https://www.youtube.com/channel/UCo7fbLqY2oA_cFCtq96dxtQ">https://www.youtube.com/channel/UCo7fbLqY2oA_cFCtq96dxtQ</a></p> <p>RR's Group</p> <ul style="list-style-type: none"> <li>Set 1 Speed Sounds - with Ruth</li> <li>u letter formation sheet <a href="https://home.oxfordowl.co.uk/reading/reading-schemes-oxford-levels/read-write-inc-phonics-guide/">https://home.oxfordowl.co.uk/reading/reading-schemes-oxford-levels/read-write-inc-phonics-guide/</a></li> <li>Put (t, i, n, o and c) objects in a box or bag and play music, when it stops pick an object out and say the sound it begins with.</li> </ul> <p>CH/BP's Group</p> <ul style="list-style-type: none"> <li>Set 1 Spelling - Lesson with Sara</li> <li>Sound blending book 2 (see the hyperlink) - have a go reading the words in the book <a href="https://www.oxfordowl.co.uk/api/int/eractives/29265.html">https://www.oxfordowl.co.uk/api/int/eractives/29265.html</a></li> </ul> <p>SS's Group</p> <ul style="list-style-type: none"> <li>Set 1 Word Time Reading - with Gareth</li> <li>Practise reading the speed sounds and <b>green</b> words on the ditty reading sheet 1 <b>pop</b>. Now read the captions. Are you becoming more confident? <a href="https://drive.google.com/file/d/1bEJ7H0NnkOsI27PKDn915I-IHYV-L-MJ/view?usp=sharing">https://drive.google.com/file/d/1bEJ7H0NnkOsI27PKDn915I-IHYV-L-MJ/view?usp=sharing</a></li> </ul> <p>2.45-3.15pm</p> <p>Zoom Story with one of your teachers in school.</p> <p>I wonder who it will be today?</p>	<p><b>Phonics</b> <a href="https://www.youtube.com/channel/UCo7fbLqY2oA_cFCtq96dxtQ">https://www.youtube.com/channel/UCo7fbLqY2oA_cFCtq96dxtQ</a></p> <p>RR's Group</p> <ul style="list-style-type: none"> <li>Set 1 Speed Sounds - with Ruth</li> <li>b letter formation sheet <a href="https://home.oxfordowl.co.uk/reading/reading-schemes-oxford-levels/read-write-inc-phonics-guide/">https://home.oxfordowl.co.uk/reading/reading-schemes-oxford-levels/read-write-inc-phonics-guide/</a></li> <li>play match the sounds <a href="https://www.phonicsbloom.com/uk/game/match-sounds?phase=1">https://www.phonicsbloom.com/uk/game/match-sounds?phase=1</a></li> </ul> <p>CH/BP's Group</p> <ul style="list-style-type: none"> <li>Set 1 Word Time Reading - with Gareth</li> <li>Practise reading <b>red</b> words - can you write some of your words and hide them for your grown up to find, can you help them read them?</li> </ul> <p>SS's Group</p> <ul style="list-style-type: none"> <li>Set 1 Spelling - Lesson with Sara</li> <li>Practise reading <b>red</b> words - can you write some of your words and hide them for your grown up to find, can you help them read them?</li> </ul> <p>2.45-3.15pm</p> <p>Zoom Story with one of your teachers in school.</p> <p>I wonder who it will be today?</p>

Springvale Primary School

FS2 Red Bubble Remote Learning Timetable w/b 18<sup>th</sup> January 2021

	Monday 9.10-9. 30 am Zoom with Mrs Honey	Tuesday 9.10-9. 30 am Zoom with Mrs Honey	Wednesday 9.10-9. 30 am Zoom with Mrs Honey	Thursday 9.10-9. 30 am Zoom with Mrs Parr	Friday 9.10-9. 30 am Zoom with Mrs Parr
Session 1	<p>The story of the week this week is Ice-cream Bear. For today's Play Challenge you will need to have some ingredients ready as you're going to be making something (recipe attached - keep it a secret!)</p> <p><b>Letter formation of the day.</b> Re-cap the letter shapes you worked on last week. Remember to check that you are holding your pencil correctly.</p> <p><a href="https://whiterosemaths.com/homelearning/early-years/alive-in-5-week-3/">https://whiterosemaths.com/homelearning/early-years/alive-in-5-week-3/</a></p>	<p><b>Letter formation of the day.</b> Remember to have you pencil ready and a piece of paper.</p> <p><b>Play Challenge</b> For your play challenge today you will need some paper and pens and space to set up a small role play area.</p> <p><a href="https://whiterosemaths.com/homelearning/early-years/alive-in-5-week-3/">https://whiterosemaths.com/homelearning/early-years/alive-in-5-week-3/</a></p>	<p><b>Letter formation of the day.</b> Remember to have you pencil ready and a piece of paper.</p> <p><b>Play Challenge</b> For your play challenge today you will need a selection of different (may be some sweet and sour) flavours/ foods.</p> <p><a href="https://whiterosemaths.com/homelearning/early-years/alive-in-5-week-3/">https://whiterosemaths.com/homelearning/early-years/alive-in-5-week-3/</a></p>	<p><b>Letter formation of the day.</b> Remember to have you pencil ready and a piece of paper.</p> <p><b>Play Challenge</b> For your play challenge today you will need some cotton wool (or real snow if we have any!) and some paint.</p> <p><a href="https://whiterosemaths.com/homelearning/early-years/alive-in-5-week-3/">https://whiterosemaths.com/homelearning/early-years/alive-in-5-week-3/</a></p>	<p><b>Letter formation of the day.</b> Remember to have you pencil ready and a piece of paper.</p> <p><b>Play Challenge</b> For your play challenge today you will need some paper and a pen and be ready to make some enquiries!</p> <p><a href="https://whiterosemaths.com/homelearning/early-years/alive-in-5-week-3/">https://whiterosemaths.com/homelearning/early-years/alive-in-5-week-3/</a></p>
Session 2	<p><b>Comparing mass - heavier and lighter than</b></p> <p>Watch session 1 and complete the linked activity. Today you will need some objects from around your home and your hands to act as balance scales.</p> <p><a href="https://www.twinkl.co.uk/resources/twinkl-move/joe-wicks-twinkl-move">https://www.twinkl.co.uk/resources/twinkl-move/joe-wicks-twinkl-move</a></p>	<p><b>Full and Empty</b></p> <p>Watch session 2 and complete the linked activity. Today you will need some cups and some water.</p> <p><a href="https://www.twinkl.co.uk/resources/twinkl-move/joe-wicks-twinkl-move">https://www.twinkl.co.uk/resources/twinkl-move/joe-wicks-twinkl-move</a></p>	<p><b>Measuring Capacity</b></p> <p>Watch session 3 and complete the linked activity. Today you will need some pots or buckets, soil or sand and a spade.</p> <p><a href="https://www.twinkl.co.uk/resources/twinkl-move/joe-wicks-twinkl-move">https://www.twinkl.co.uk/resources/twinkl-move/joe-wicks-twinkl-move</a></p>	<p><b>Measuring Capacity - how many fit inside?</b></p> <p>Watch session 4 and complete the linked activity. Today you will need a small box and some objects.</p> <p><a href="https://www.twinkl.co.uk/resources/twinkl-move/joe-wicks-twinkl-move">https://www.twinkl.co.uk/resources/twinkl-move/joe-wicks-twinkl-move</a></p>	<p><b>Measuring Ingredients</b></p> <p>Watch session 5 and complete the linked activity. Today you will be following a recipe to make to some more playdough. You could follow a recipe for buns or biscuits instead!</p> <p><a href="https://www.twinkl.co.uk/resources/twinkl-move/joe-wicks-twinkl-move">https://www.twinkl.co.uk/resources/twinkl-move/joe-wicks-twinkl-move</a></p>
Session 3	<p>Session 1 - Joe Wicks 5 min workout!</p>	<p>Session 2 - Joe Wicks 5 min workout!</p>	<p>Session 3 - Joe Wicks 5 min workout!</p>	<p>Session 4 - Joe Wicks 5 min workout!</p>	<p>Session 5 - Joe Wicks 5 min workout!</p>




### Practise handwriting

All around the orange



### Practise sound-writing






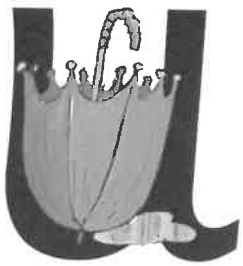
### Practise handwriting

Curl around the caterpillar



### Practise sound-writing






### Practise handwriting

Down and under, up to the top and draw the puddle



### Practise sound-writing





### Practise handwriting

Down the kangaroo's body, tail and leg




### Practise sound-writing





b

b



### Practise handwriting

Down the laces to the heel, round the toe

b

b

b

b

b

### Practise sound-writing

b

# Ditty 1: pop

Speed Sounds - read the sounds (not the letter name)

a g t p n s d o i

Green Words - read these words by blending the sounds together

not got sip pop dad did dog

Red Words - read these words but tell your child the word if they get **stuck**

I the

I got pop

dad got a sip

the dog did not



Remember not to read the Ditty to your child. As your child reads the Ditty, be patient and give your child plenty of praise.



Set 1 sound mat	<a href="https://drive.google.com/file/d/18n14aGGHP_dNANWHK4tdxHjgBfAZvhJo/view?usp=sharing">https://drive.google.com/file/d/18n14aGGHP_dNANWHK4tdxHjgBfAZvhJo/view?usp=sharing</a>
Set 2 & 3 sound mat	<a href="https://drive.google.com/file/d/1qIcWjFBXcmohzqohtgXYO_ebHtOKVEtA/view?usp=sharing">https://drive.google.com/file/d/1qIcWjFBXcmohzqohtgXYO_ebHtOKVEtA/view?usp=sharing</a>
Letter formation phrases	<a href="https://drive.google.com/file/d/1yQnX8Ub7kPmuRfPjhjSFMf7TJSeMqT4h/view?usp=sharing">https://drive.google.com/file/d/1yQnX8Ub7kPmuRfPjhjSFMf7TJSeMqT4h/view?usp=sharing</a>
Green Words	<a href="https://drive.google.com/file/d/1nU4FwjqcEsv1BbTMnUXVOVwMXhcrFqhe/view?usp=sharing">https://drive.google.com/file/d/1nU4FwjqcEsv1BbTMnUXVOVwMXhcrFqhe/view?usp=sharing</a>
Red Words	<a href="https://drive.google.com/file/d/1Apb1EU4iX3HfNbeGSS-y5jVMICcMMmOp/view?usp=sharing">https://drive.google.com/file/d/1Apb1EU4iX3HfNbeGSS-y5jVMICcMMmOp/view?usp=sharing</a>
Ditty Sheets	<a href="https://drive.google.com/file/d/1bEJH7HONnkOsl27PkDn9i5IIHyY-L-MJ/view?usp=sharing">https://drive.google.com/file/d/1bEJH7HONnkOsl27PkDn9i5IIHyY-L-MJ/view?usp=sharing</a>
Sound Blending Book 1	<a href="https://www.oxfordowl.co.uk/api/interactives/29253.html">https://www.oxfordowl.co.uk/api/interactives/29253.html</a>
Sound Blending Book 2	<a href="https://www.oxfordowl.co.uk/api/interactives/29265.html">https://www.oxfordowl.co.uk/api/interactives/29265.html</a>
Sound Blending Book 3	<a href="https://www.oxfordowl.co.uk/api/interactives/29274.html">https://www.oxfordowl.co.uk/api/interactives/29274.html</a>
Red Ditty - Nog in the fog	<a href="https://www.oxfordowl.co.uk/api/interactives/29250.html">https://www.oxfordowl.co.uk/api/interactives/29250.html</a>
Red Ditty - I can hop	<a href="https://www.oxfordowl.co.uk/api/interactives/29277.html">https://www.oxfordowl.co.uk/api/interactives/29277.html</a>
Red Ditty - Get up!	<a href="https://www.oxfordowl.co.uk/api/interactives/29262.html">https://www.oxfordowl.co.uk/api/interactives/29262.html</a>
Red Ditty - Sun hat fun	<a href="https://www.oxfordowl.co.uk/api/interactives/24766.html">https://www.oxfordowl.co.uk/api/interactives/24766.html</a>

## How to make Playdough



**Makes 1 coloured ball**

**Prep 10 minutes**

### **You will need**

- 8 tbsp plain flour
- 2 tbsp table salt
- 60ml warm water
- food colouring
- 1 tbsp vegetable oil

### **Method**

1. Mix the flour and salt in a large bowl. In a separate bowl mix together the water, a few drops of food colouring and the oil.
2. Pour the coloured water into the flour mix and bring together with a spoon.
3. Dust a work surface with a little flour and turn out the dough. Knead together for a few minutes to form a smooth, pliable dough. If you want a more intense colour you can work in a few extra drops of food colouring.
4. Store in a plastic sandwich bag (squeeze out the air) in the fridge to keep it fresh.

<p><b>Welcome to the day on Zoom</b> Find out what your daily play challenge for today is</p>	9.10-9.30
<p><b>Free play</b> You may choose to complete your daily challenge here</p>	9.30-10.15am
<p><b>Physical time</b> e.g Yoga (see planning focus)</p>	10.20 - 10.40am
<p><b>SNACK TIME</b> You may want to watch one of your favourite shows on Cbeebies during snack time</p>	10.40 - 10.50am
<p><b>Free play</b> You may choose to complete your daily challenge here</p>	10.50-11.30am
<p><b>Phonics</b> (See planning)</p>	11.30-11.50am
<p><b>Free play</b> You may choose to complete your daily challenge here</p>	11.50-12.30am
<p><b>LUNCH TIME</b></p>	12.30-1.30pm
<p><b>Maths</b> (See planning)</p>	1.30 - 1.50pm
<p><b>Free play</b> You may choose to complete your daily challenge here</p>	1.50-2.45pm
<p><b>Story time zoom</b> Join us to hear a story read by Mr McClure and one of your EYFS teachers</p>	2.45pm - 3.15pm

Suggested F2 Daily Timetable