Learning Project WEEK 1 – The 3 little pigs	
Age Range: KS1	
Y1 Maths Tasks (per day)	**Y2 Maths Tasks (1 per day)**
Monday: Tens and ones (part 2) video https://vimeo.com/480325207 Worksheet https://resources.whiterosemaths.com/wp-content/uploads/2019/10/Y1-Autumn-Block-4-WO3-Tens-and-ones-2019.pdf Answers https://resources.whiterosemaths.com/wp-content/uploads/2019/10/Y1-Autumn-Block-4-ANS3-Tens-and-ones-2019.pdf Tuesday: Count one more and one less video https://vimeo.com/480325729 Worksheet https://resources.whiterosemaths.com/wp-content/uploads/2019/10/Y1-Autumn-Block-4-WO4-Count-one-more-and-one-less-2019.pdf Answers https://resources.whiterosemaths.com/wp-content/uploads/2019/10/Y1-Autumn-Block-4-ANS4-Count-one-more-and-one-less-2019.pdf Wednesday: Compare groups of objects video https://vimeo.com/483168827 Worksheet https://resources.whiterosemaths.com/wp-content/uploads/2019/10/Y1-Autumn-Block-4-WO5-Compare-groups-of-objects-2019.pdf Answers https://resources.whiterosemaths.com/wp-content/uploads/2019/10/Y1-Autumn-Block-4-ANS5-Compare-groups-of-objects-2019.pdf Thursday: Compare numbers video https://vimeo.com/483169674 Worksheet https://resources.whiterosemaths.com/wp-content/uploads/2019/10/Y1-Autumn-Block-4-WO6-Compare-numbers-2019.pdf Answers https://resources.whiterosemaths.com/wp-content/uploads/2019/10/Y1-Autumn-Block-4-ANS6-Compare-numbers-2019.pdf Friday: Order groups of objects video https://vimeo.com/483537557 Worksheet https://resources.whiterosemaths.com/resources/year-1/autumn-block-4-place-value-within-20/ Answers https://resources.whiterosemaths.com/wp-content/uploads/2020/08/Y1-Autumn-Block-4-ANS7-Order-groups-of-objects-2019.pdf	Watch Mrs Royston's daily two minute video to keep practising your number work! Monday: Count money – notes and coins video https://vimeo.com/471307831 Worksheet https://resources.whiterosemaths.com/wp-content/uploads/2019/09/Y2-Autumn-Block-3-WO3-Count-money-notes-and-coins-2019-1.pdf Answers https://resources.whiterosemaths.com/wp-content/uploads/2019/09/Y2-Autumn-Block-3-ANS3-Count-money-notes-and-coins-2019-1.pdf Tuesday: Select money video https://vimeo.com/473051856 Worksheet https://resources.whiterosemaths.com/wp-content/uploads/2019/09/Y2-Autumn-Block-3-WO4-Select-money-2019.pdf Answers https://resources.whiterosemaths.com/wp-content/uploads/2019/09/Y2-Autumn-Block-3-ANS4-Select-money-2019.pdf Wednesday: Make the same amount video https://vimeo.com/471402395 Worksheet https://resources.whiterosemaths.com/wp-content/uploads/2019/09/Y2-Autumn-Block-3-WO5-Make-the-same-amount-2019.pdf Answers https://resources.whiterosemaths.com/wp-content/uploads/2019/09/Y2-Autumn-Block-3-ANS5-Make-the-same-amount-2019.pdf Thursday: Compare money video https://vimeo.com/479814464 Worksheet https://resources.whiterosemaths.com/wp-content/uploads/2019/09/Y2-Autumn-Block-3-WO6-Compare-money-2019.pdf Answers https://resources.whiterosemaths.com/wp-content/uploads/2019/09/Y2-Autumn-Block-3-ANS6-Compare-money-2019.pdf Friday: Find the total video https://vimeo.com/479815623 Worksheet https://resources.whiterosemaths.com/wp-content/uploads/2019/09/Y2-Autumn-Block-3-WO7-Find-the-total-2019.pdf Answers https://resources.whiterosemaths.com/wp-content/uploads/2019/09/Y2-Autumn-Block-3-ANS7-Find-the-total-2019.pdf

Y1 Phonics	Y2 Spag – see our daily videos to help!
There are daily phonics videos for children in green and pink phonics groups as they are learning new sounds – please check your emails to see which one your child needs to watch. **Green Group** sounds this week are **ay** and **ee.** Monday – reading with ay Tuesday – spelling with ay Wednesday – reading with ea Thursday - spelling with ea Friday - consolidation **Pink group** sounds are **ea** and **oi** Monday – reading with ay Tuesday – spelling with ay Wednesday – reading with ea Thursday - spelling with ea Friday - consolidation **Everyone** - keep practising the sounds at the front of your 'phonics homework book'. Spellings for Blue and Orange phonics groups: Each week I will list 8 words to practise at home. You could even have a little spelling test at the end of the week! Sometimes it easier to choose a few to practise the first 2 days and then build up more as the week goes on. This week's words are: **The /v/ sound at the end of words spelt with 've'** **have** **live** **give** **love** **glove** **above** **nerve** **behave** Once learnt please encourage your child to use the correct spelling of these words in their writing.	Monday: -less Add the suffix to the root words: **pain harm thought care** Tuesday: -less Add the suffix to these root words: **Home spot taste heart** Wednesday: -less Read the words: **Speechless powerless useless endless** Thursday: -less / -ful These are the root words: **hurt wire clue use harm** Which can have the suffixes added to them? Friday: how spellings can change when the root word ends with the letter 'y' Root words: **mercy penny beauty plenty merry** **Year 2 spellings to practise this week:** Most children are ready to begin learning how to spell the Year 2 common exception words. Each week I will list 8 words to practise at home. You could even have a little spelling test at the end of the week! Sometimes it easier to choose a few to practise the first 2 days and then build up more as the week goes on. This week's words are: **door floor poor kind mind behind find whole** Some children are already spelling these words and were going to be learning alternative spelling patterns. (I will contact these parents to let them know!) This week's spelling patterns are **g / ge / dge** and the words are: **edge bridge huge village magic gym giant cage**

English
Every day we will be inviting you to join us on zoom for an English lesson at 10.15am. Our lessons will link to the activities below. https://www.bing.com/videos/search?q=the+3+little+pigs+video&adlt=strict&view=detail&mid=6D1D14CC2139A59BECEA6D1D14CC2139A59BECEA&&FORM=VDRVRV this is a video of the story for you to watch! Monday: Listen in on zoom to our story. We will then be thinking about the character of the big, bad wolf! We will be choosing adjectives to describe him and writing our own descriptions.

Tuesday:
We will be creating a story map and re-telling the story. Watch the zoom to find out how.
After the zoom session please retell the story to someone in your house using your story map.

Wednesday:
Today we will use our story maps to write our own story.

Thursday:
Today we are going to change the story! You will be able to change yours too!

Friday:
Let's play with the story and create a new ending.
You will be able to write this too.

Reading books

We will be leaving wallets out for children with new reading books – this will be in the shelter near the school drive. **Please take the books but leave the folders ready for us to use next week!**
To stagger the number of parents / carers coming to this area we have designated set days to collect these and then you can **please leave books that have been previously read in the box.**
Please collect your child's books on the given day….

Wednesday	Y1 children – home learners
Thursday	Y2 surnames beginning A – L – home learners
Friday	Y2 surnames beginning M – Z – home learners

For children who are attending school we will change their books in school – please bring book bags every day.

Design Technology
The 3 little pigs build their own houses. Can you design your dream house? You might want to include some of your favourite things or add space for your favourite hobbies.
If you have a spare box at home you can turn it into your dream house or a room of your dream house. Add some colour too!

Science
The 3 little pigs used different materials to build their houses.
What materials can you find at home? Can you find things made from wood, plastic, glass, metal, paper or fabric?
You can always email a picture of your collections! Remember to label the materials.
The wolf blew down the weakest houses. Can you build a strong house for the pigs? You could test out different materials to find the strongest, such as a paper house or a marshmallow house or even a spaghetti house! You could use things found outside such as rocks or twigs too. Let us see your houses please!

Wellbeing
Let's think about our own families this week. Just like the 3 little pigs were helpful and kind to each other. Think of ways that you can be helpful and kind too! Maybe you can help to make your bed or get a meal ready with your grown up. Could you use the words 'thank you' this week a lot? Could you work as a team and try to do something altogether – just like the 3 little pigs?

At the end of the day come and join us on zoom at 2.45pm
We will be sharing our 'word of the day', rhyme of the week, reminders for tomorrow and on hand for any problems or questions.

Please email us with any work or photographs:

n.evans@springvaleprimary.org

d.royston@springvaleprimary.org


1st
2nd
3rd
Little pig, Little pig...
No, no, no!
huff puff blow
huffed
puffed
blew

Count money – notes and coins

1 Complete the part-whole models.

a)

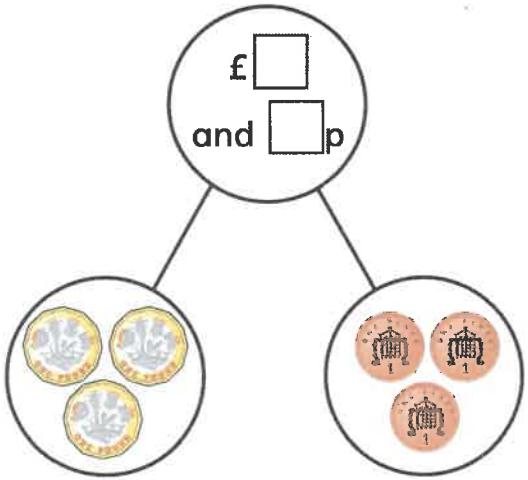

b)

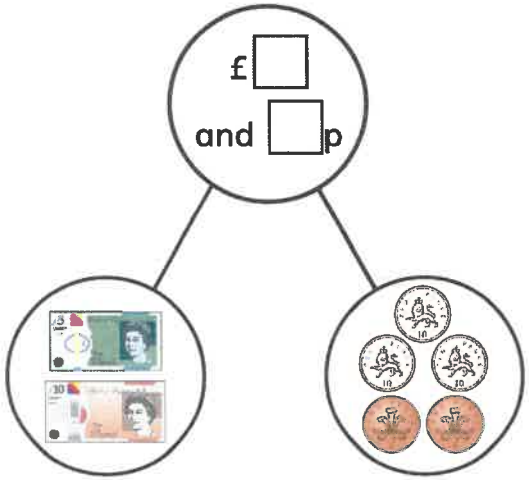

2 How much money is there altogether?

a)

There is £ ☐ and ☐ p.

b)

There is £ ☐ and ☐ p.

c)

There is £ ☐ and ☐ p.

d)

There is £ ☐ and ☐ p.

© White Rose Maths 2019

3 Complete the additions.

a) £5 + £1 + 50p + 5p = £ ☐ and ☐ p

b) £10 + £1 + 2p + 1p = £ ☐ and ☐ p

c) £ ☐ and ☐ p = £50 + £20 + 50p + 2p

d) £5 + 20p + 2p + £1 = £ ☐ and ☐ p

4 Fill in the gaps to make the statements correct.

a) £ ☐ + £1 + 50p + 10p = £21 and ☐ p

b) £10 + £2 + 20p + ☐ p + 2p = £12 and 72p

c) £5 + ☐ p = £5 + 5p + 20p + 50p + 2p

5 Ron has £18 and 63p in his money box.

He empties the money onto the table, but some falls on the floor.

How much money falls on the floor?

£ ☐ and ☐ p

What coins or notes could they be?

6 Annie has some coins in her hand.

Amir has some notes in his hand.

Who has more money? Circle your answer.

Annie **Amir** **can't tell**

How do you know?

© White Rose Maths 2019

Select money

1 Circle 67p.



Is there another way to do it?

2 Circle three coins to show 57p.

3 Circle £68

Is there another way to do it?

4 Which pictures do **not** show £5 and 20p?

Tick your answers.

☐

☐

☐



☐

© White Rose Maths 2019

5 Draw coins to show the amount of money.

a) 52p

b) £8

c) £2 and 23p

6 Tommy wants to buy this comic book.

He has this money.



Circle the coins Tommy can use.

7 Which set of coins is the odd one out?

Tick your answer.



How did you work this out?

Compare answers with a partner.

© White Rose Maths 2019

Make the same amount

1 Match the amounts.

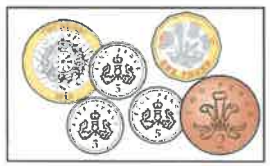

2 Rosie is making 70p in different ways.

a) Complete the part-whole models to show the coins Rosie can use.

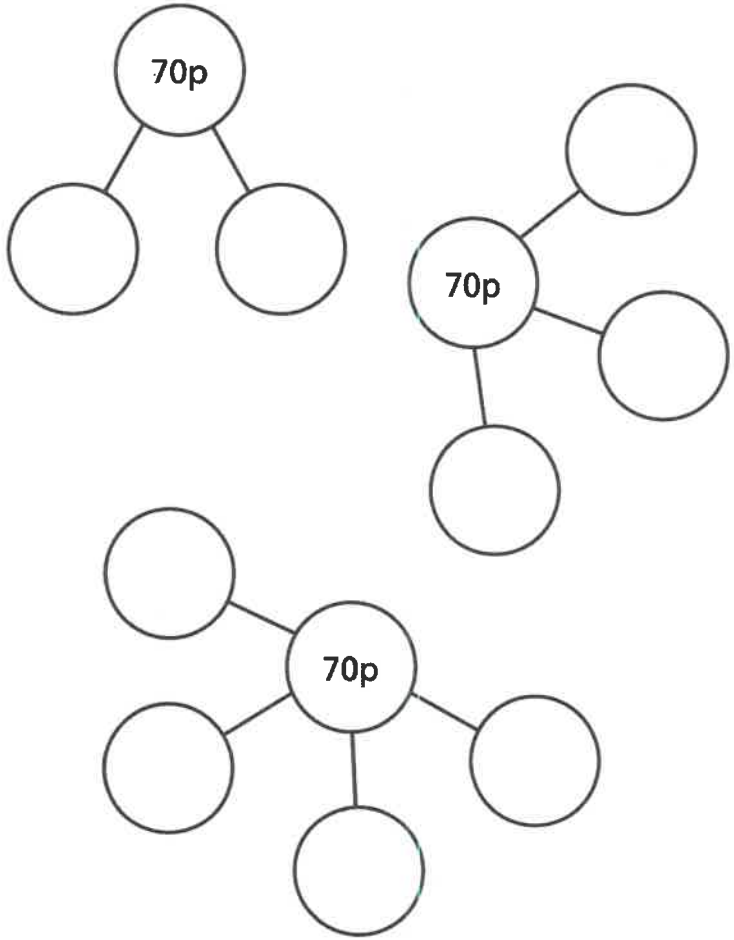

b) Can you make 70p in any other ways?

Talk about it with a partner.

© White Rose Maths 2019

3

a) What notes could Ron have?

_____

b) What is the fewest number of notes Ron could have?

Which notes are they?

_____

c) What is the greatest number of notes Ron could have?

Which notes are they?

_____

4 Represent £4 and 51p in two different ways.

5 Dexter, Dora and Rosie each have some money.

a)

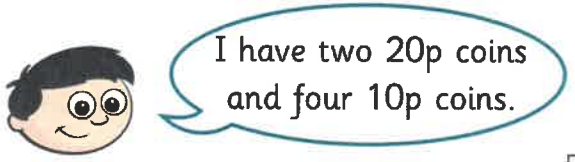

How much money does Dexter have?

b)

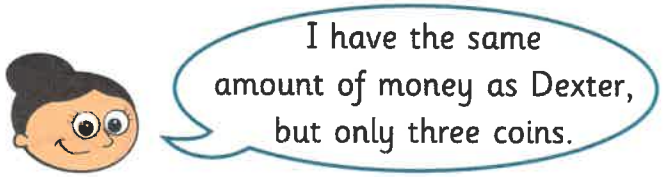

Draw Dora's coins.

c)

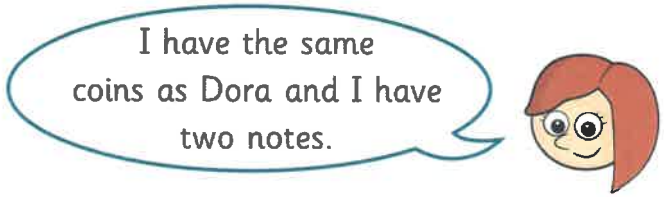

How much money could Rosie have?

£ _____ and _____ p

Compare answers with a partner.

© White Rose Maths 2019

Compare money

1 Which is the greatest amount of money in each pair?

Tick your answer.

a)

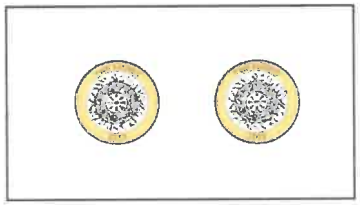

b)

c)

d)

How did you compare the amounts?

2 Alex and Amir each have some money.

a) Alex has 23p.

Draw the money Alex could have.

b) Amir has £23

Draw the money Amir could have.

c) Who has the most money? _____

How do you know?

3 Eva has this money.

Teddy has the same amount of pounds as Eva but fewer pence.

How much money could Teddy have?

£ [ ] and [ ] p

© White Rose Maths 2019

4 Write <, > or = to compare the amounts.

a)

b)

c)

5 Draw money to make the statement correct.

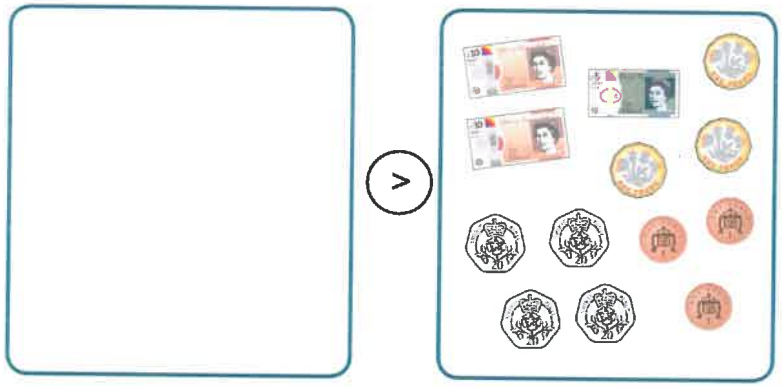

6 Write <, > or = to compare the amounts.

a) £3 and 20p ◯ £3 and 27p

b) £5 and 67p ◯ £2 and 67p

c) £10 and 9p ◯ £10 and 20p

d) £5 + £5 + 20p ◯ £10 + 10p

e) £20 + 10p + 5p ◯ 5p + £10 + £10 + 5p + 5p

7 Complete the statements.

a) £7 and 21p > £ ☐ and ☐ p

b) £ ☐ and ☐ p > £7 and 21p

c) £7 and 21p = £ ☐ and ☐ p

Is there more than one way to complete each statement?

Talk about it with a partner.

© White Rose Maths 2019

Find the total

1 Annie wants to buy some new toys.

a) How much does it cost to buy the teddy and the yoyo?

b) How much does it cost to buy the toy train and the football?

c) How much does it cost to buy one of everything?

d) Annie has £9

Circle three items she could buy.

Compare answers with a partner.

2 Whitney goes to the cinema and buys these sweets.

How much money does Whitney spend altogether?

3 Complete the statements.

a) £3 + 42p = £ ☐ and ☐ p

b) £7 + ☐ p = £7 and 96p

c) £ ☐ + 3p = £11 and ☐ p

d) £ ☐ and 53p = 50p + 3p + £18

e) £10 + ☐ p + 50p = £10 and 70p

© White Rose Maths 2019

4 Complete the bar models.

a)



b)

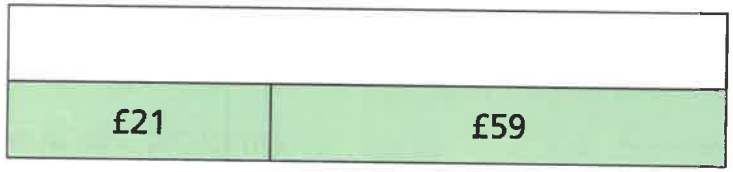

c)

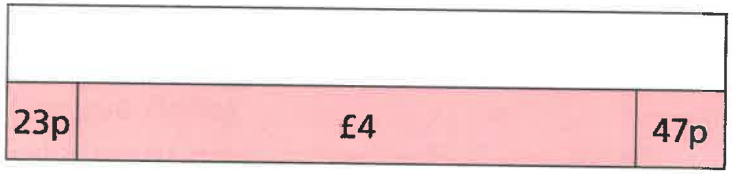

5 Ron has this money in his hand.

He has 29p in his pocket.

How much money does Ron have altogether?

6 Dexter, Tommy, Alex and Rosie are going shopping.

a) Dexter buys a comic book and a chocolate bar.

How much does Dexter spend?

b) Tommy buys a bottle of water, a lollipop and an apple.

How much does Tommy spend?

c) Alex buys 2 lollipops and a box of crayons.

How much does Alex spend?

£ ____ and ____ p

d) Rosie spends £3 and 80p

What items could Rosie have bought?

_____

Compare answers with a partner.

© White Rose Maths 2019