Lower Key Stage 2 Home Learning

Well done for the first week of Zooming! Here are the timings for the Zoom Lessons.

Writing Zoom Lesson: 9:30-10:00
Reading Zoom Lesson: 11:00 – 11:30
Foundation Subject Zoom Lesson: 2:00pm – 2:30pm

Reading Books

We are going to put the book band books in the parent shelter so you can change your books on the following days:
Monday: Year 4
Tuesday: Year 3

Maths

Video links and resources will be sent out for you to watch and complete with your child(ren) at home. If your child has found something really tricky, let us know and we can arrange a bit of extra help. Every other Wednesday (starting from tomorrow) Year 4 will have a Times Tables practise on TT Rockstars or any other way you like!
Here are some useful times tables songs Year 3 have been using:
https://www.youtube.com/watch?v=pkcIJn5HrMI
https://www.youtube.com/watch?v=TdqAA9Ky2DY
https://www.youtube.com/watch?v=70aG99v704k
https://www.youtube.com/watch?v=O3wN6KRfQ60

Date	Maths Y3 (See attached links and resources)	Maths Y4 (See attached links and resources)	Writing Working towards a Non-Chronological Report about an area of Victorian life.	Reading	Foundation Subjects
Monday 11th Jan	Multiply by 3 https://vimeo.com/475444308	Efficient Multiplication https://vimeo.com/492101020	LO: To be able to use subordinating clauses sentences Paper, pencil and subordinating conjunctions word mat	Handwriting for 15mins Handwriting book Comprehension: 60s Read	Geography Identify countries in the Victorian Empire Paper, pencil and a device that can use google maps
Tuesday 12th Jan	**Divide by 3** https://vimeo.com/475444308	Written Methods https://vimeo.com/491687378	LO: To be able to use apostrophes for singular and plural possession with increasing confidence. Paper, pencil and possessive apostrophise sheet	Handwriting for 15mins Handwriting book Fair's Fair Book and Teacher Questions	**Science Skeleton Types** Paper, pencil and Skeleton type sheet
Wednesday 13th Jan	**The 3 times-table** https://vimeo.com/476319270	Multiply 2-digit numbers by 1 digit numbers (1) https://vimeo.com/492101238	Faith LO: Identify the main beliefs of Hindus.	Handwriting for 15mins Handwriting book Comprehension: 60s Read	Music LO: I understand pitch

Thursday 14th Jan	Multiply by 4 https://vimeo.com/476320465	Multiply 2-digit numbers by 1-digit numbers https://vimeo.com/492463370	LO: To be able to write the introduction for their non-chronological report Paper and pencil	Handwriting for 15mins Handwriting book Comprehension: 60s Read	PE
Friday 15th Jan	Divide by 4 https://vimeo.com/477072164	Multiply 3-digit numbers by 1-digit numbers https://vimeo.com/492456871	LO: To be able to write The main sections of a non-chronological report LO: Begin to organise paragraphs around a theme. Paper, pencil and Victorian inventions research.	Handwriting for 15mins Handwriting book Fair's Fair Book and Teacher Questions	Art Artist Study Paper, pencil and Henry Moore research sheet sheet

Multiply by 3 Monday 11th Jan

White Rose Maths

1 Complete the sentences.

Write an addition sentence and a multiplication sentence for each picture.

a)



There are ☐ equal groups of ☐

b)

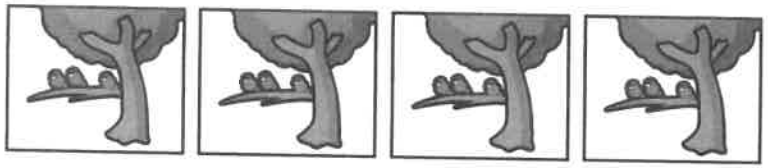

There are ☐ equal groups of ☐

c)

There are ☐ equal groups of ☐

Could you write the number sentences in a different way?

2 Write two multiplication sentences for each part of the question.

a)

b)

3	3	3	3	3	3	3	3	3	3

3 Complete the diagram.

Number story	Bar model
$6 \times 3 = 18$	
Addition sentence	Draw it

4 Complete the number line.

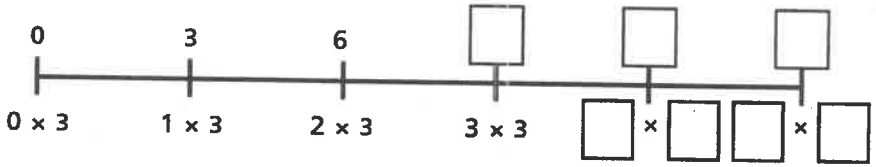

2 Write two multiplication sentences for each part of the question.

a)

b)

3	3	3	3	3	3	3	3	3	3

3 Complete the diagram.

Number story	6 × 3 = 18	Bar model
Addition sentence		Draw it

4 Complete the number line.

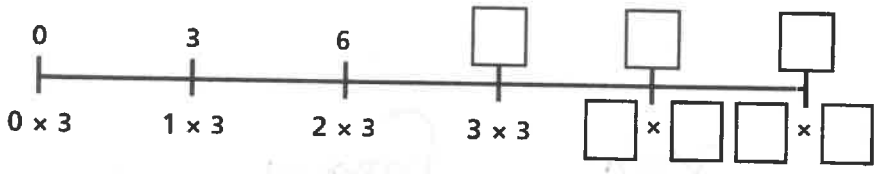

5

Do you agree with Dora?

Explain why.

6 Which is the odd one out?

Tick your answer.

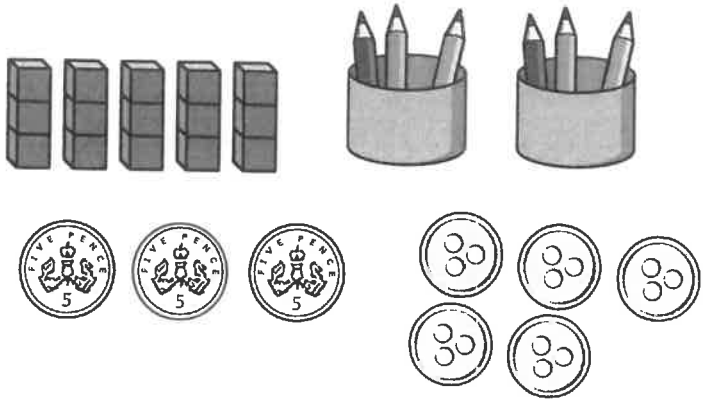

Explain your answer.

Is there more than one answer?

Multiply by 3 Answers

White Rose Maths

1 Complete the sentences.

a)



There are 6 equal groups of 3

3 + 3 + 3 + 3 + 3 + 3 = 18

6 × 3 = 18

b)

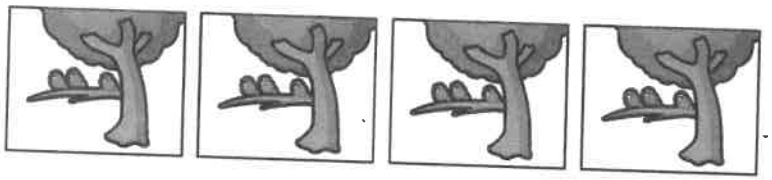

There are 4 equal groups of 3

12 = 3 + 3 + 3 + 3

12 = 4 × 3

c)

There are 7 equal groups of 3

3 + 3 + 3 + 3 + 3 + 3 + 3 = 21

7 × 3 = 21

Could you write the number sentences in a different way?

2 Write two multiplication sentences for each part of the question.

a)

3 × 5 = 15

5 × 3 = 15

© White Rose Maths 2019

b)

3	3	3	3	3	3	3	3	3	3

10 × 3 = 30

3 × 10 = 30

3 Complete the diagram.

Number story	Bar model
E.g. There are 6 plates with 3 cupcakes on each plate.	18 3 3 3 3 3 3
6 × 3 = 18	
Addition sentence	**Draw it**
3+3+3+3+3+3 = 18	

4 Complete the number line.

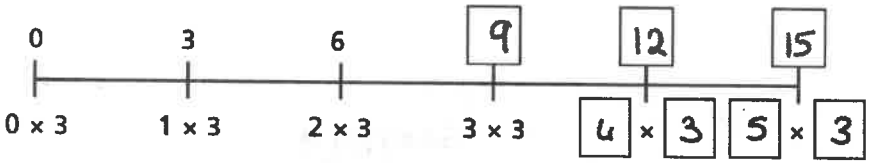

5

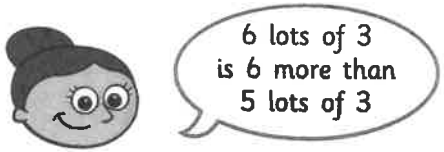

Do you agree with Dora? NO

Explain why.

6 × 3 = 3 + 3 + 3 + 3 + 3 + 3

5 × 3 = 3 + 3 + 3 + 3 + 3 so its 3 more.

6 Which is the odd one out?

Tick your answer.

E.g.

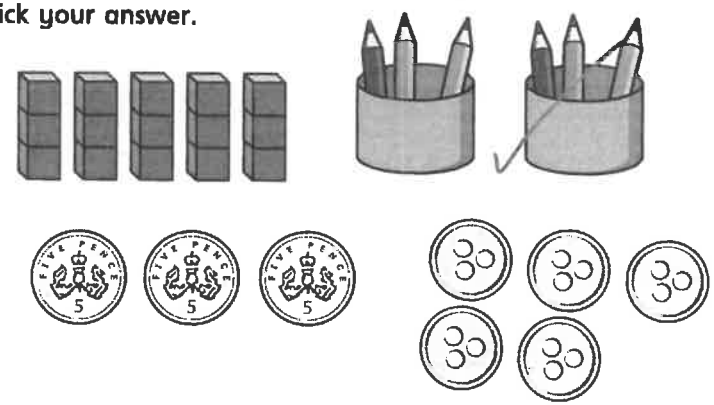

Explain your answer.

It shows 2 × 3, the others show 5 × 3 or 3 × 5

Is there more than one answer?

© White Rose Maths 2019

Monday 11th Jan

Subordinating Conjunctions

after	although	as	because
before	if	once	provided (that)
since	that	though	unless
until / till	when	where	whereas
whenever	wherever	whether	while

twinkl visit twinkl.com

Monday 11th Jan.

_____ Fact file.

Continent

Hemisphere

Nearest ocean

Human Geography

Physical Geography

Draw the flag

Draw a famous landmark

_____ Fact file.

Continent

Hemisphere

Nearest ocean

Human Geography

Physical Geography

Draw the flag

Draw a famous landmark

_____ Fact file.

Continent

Hemisphere

Nearest ocean

Human Geography

Physical Geography

Draw the flag

Draw a famous landmark

Divide by 3 Tuesday 12th Jan

White Rose Maths

1

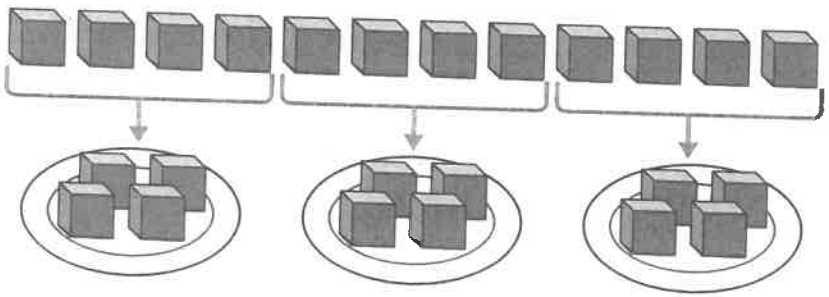

Complete the sentences.

There are 12 cubes.

There are ☐ plates.

Each plate has ☐ cubes.

12 divided into ☐ equal groups is ☐

2 Mo has 15 pencils.

He shares them equally into 3 pots.

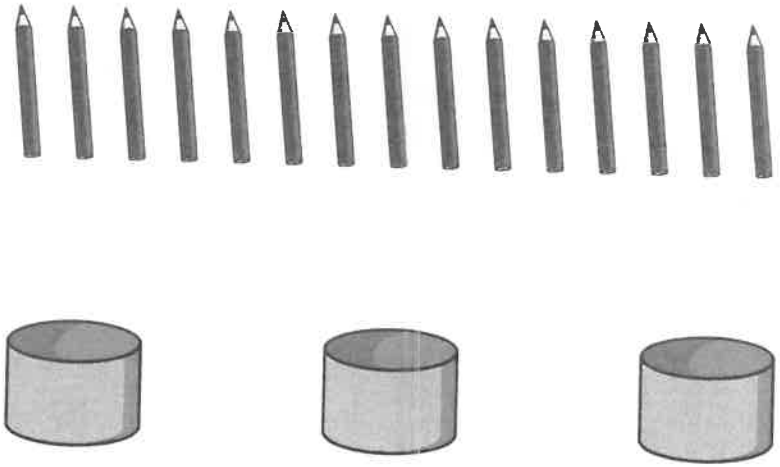

How many pencils will there be in each pot?

There will be ☐ pencils in each pot.

3 Divide 18 counters into groups of 3 counters.

Draw a picture to show what this would look like.

How many groups did you draw? ☐

© White Rose Maths 2019

4 There are 27 cakes.

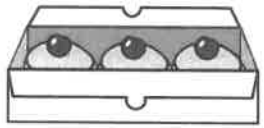

A box can hold 3 cakes.

How many boxes of 3 cakes can be filled?

Use the number line to help you.

☐ boxes of 3 cakes can be filled.

5 Complete the bar model for the division 33 ÷ 3 = 11

33

Is there more than one way to do this?

6 Complete the division statements for each problem.

a) Esther has 21 balloons.

She puts them into 3 party bags.

How many balloons are in each party bag?

☐ ÷ ☐ = ☐

b) Nijah has 36 apples.

In each box there are 3 apples.

How many boxes are there?

☐ ÷ ☐ = ☐

c) 24 children stand in groups of 3

How many groups are there?

☐ ÷ ☐ = ☐

7 Numbers that follow each other when you count are called consecutive numbers.

Three consecutive numbers can form a staircase.

Here is 4, 5 and 6



When you add three consecutive numbers, the total can always be divided equally by 3

Is this statement correct?

Talk about it with a partner.

© White Rose Maths 2019

Divide by 3 Answers

1

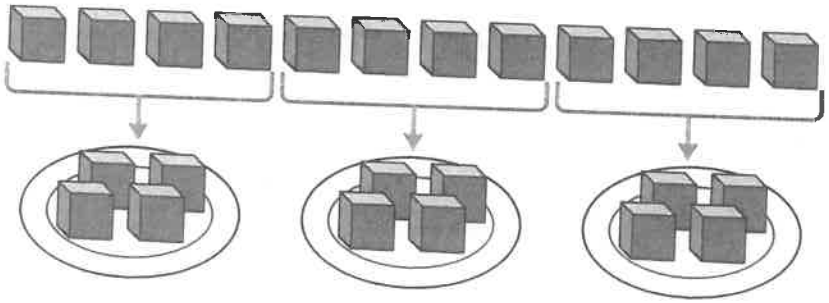

Complete the sentences.

There are 12 cubes.

There are 3 plates.

Each plate has 4 cubes.

12 divided into 3 equal groups is 4

2 Mo has 15 pencils.

He shares them equally into 3 pots.

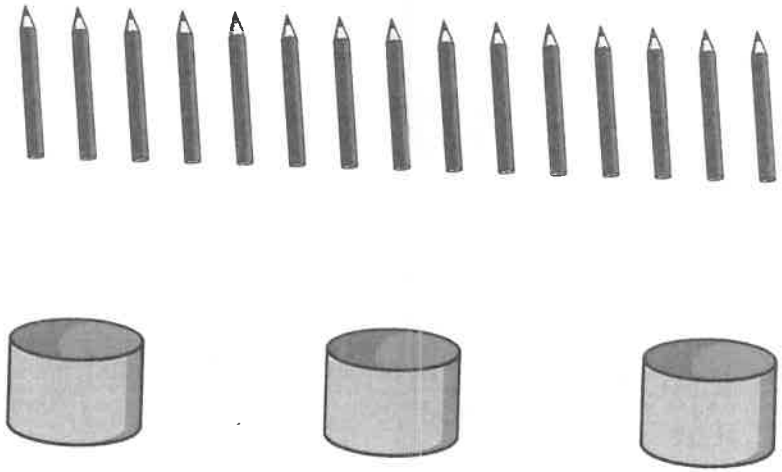

How many pencils will there be in each pot?

There will be 5 pencils in each pot.

3 Divide 18 counters into groups of 3 counters.

Draw a picture to show what this would look like.

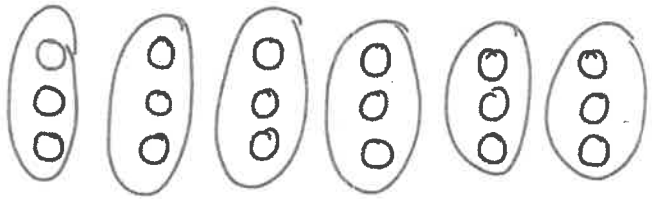

How many groups did you draw? 6

© White Rose Maths 2019

4 There are 27 cakes.

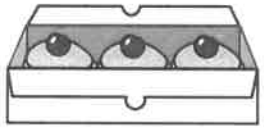

A box can hold 3 cakes.

How many boxes of 3 cakes can be filled?

Use the number line to help you.

[9] boxes of 3 cakes can be filled.

5 Complete the bar model for the division 33 ÷ 3 = 11

33		
11	11	11

Is there more than one way to do this?

6 Complete the division statements for each problem.

a) Esther has 21 balloons.

She puts them into 3 party bags.

How many balloons are in each party bag?

[21] ÷ [3] = [7]

b) Nijah has 36 apples.

In each box there are 3 apples.

How many boxes are there?

[36] ÷ [3] = [12]

c) 24 children stand in groups of 3

How many groups are there?

[24] ÷ [3] = [8]

7 Numbers that follow each other when you count are called consecutive numbers.

Three consecutive numbers can form a staircase.

Here is 4, 5 and 6



When you add three consecutive numbers, the total can always be divided equally by 3

Is this statement correct?

Talk about it with a partner.

© White Rose Maths 2019

Tuesday 12th Jan

Possessive Apostrophes

The book of Bob has been lost!

The crown of the Queen has been stolen!

The coat of James is rather wet.

Luckily, the toys of **all** the boys have been returned.

Possessive Apostrophes

The children of London are working in the factories.

The parents of the children work until they collapse!

The cradle of the babies must be comfy!

The ankles of **all** the girls must NOT be shown!

Tuesday 12th Jan

Sorting Skeleton Types

I can sort animals based on their skeletons.

Cut out and stick the animals based on the type of skeleton they have.

Endoskeleton	Exoskeleton	Hydrostatic Skeleton

Remember:

- Endoskeleton means the skeleton is on the inside.
- Exoskeleton means the skeleton is on the outside.
- Hydrostatic skeleton means the animal has no bones.

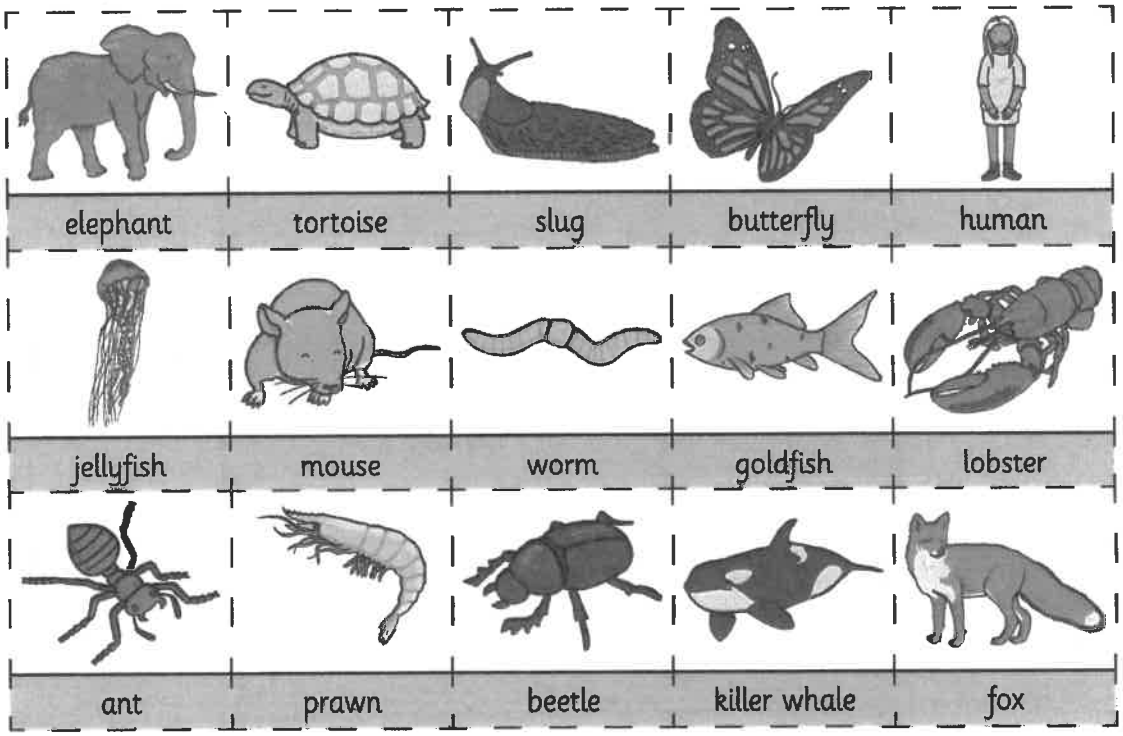

The 3 times-table

Wednesday 13th Jan

1 Complete the multiplications.

a)

☐ × ☐ = ☐

b)

☐ × ☐ = ☐

2 Dani makes an array using counters.

Write two multiplication and two division facts represented by the array.

☐ × ☐ = ☐

☐ × ☐ = ☐

☐ ÷ ☐ = ☐

☐ ÷ ☐ = ☐

3 Complete the number sentences.

a) 6 × 3 = ☐

b) 3 × ☐ = 27

c) ☐ ÷ 11 = 3

d) ☐ ÷ 3 = 5

e) 12 × 3 = ☐

f) ☐ × 3 = 0

4 Complete the number sentences.

a) 2 × 3 = ☐

4 × 3 = ☐

8 × 3 = ☐

b) 6 = 3 × ☐

12 = 3 × ☐

18 = 3 × ☐

What patterns do you notice?

5 Write <, > or = to compare the statements.

a) 33 ÷ 11 ◯ 3

b) 27 ◯ 30 ÷ 3

c) 9 ÷ 3 ◯ 3 x 6

d) 6 x 3 ◯ 6 ÷ 3

e) 3 x 6 ◯ 18 ÷ 3

f) 0 x 3 ◯ 3 ÷ 3

© White Rose Maths 2019

6 Colour all the numbers in the 3 times-table.

1	2	3	4	5	6	7	8	9	10
11	12	13	14	15	16	17	18	19	20
21	22	23	24	25	26	27	28	29	30
31	32	33	34	35	36	37	38	39	40
41	42	43	44	45	46	47	48	49	50

What two patterns do you notice?

7 Work out the missing values in each bar model.

a)

3	3	3	3	3	3

b)

36		

8 Mo has 7 packets of 3 stickers.

Eva has 3 packets of 9 stickers.

Who has the greatest number of stickers? _____

9 a) Complete the multiplications.

Are the answers odd or even? Tick your answer.

	odd	even
1 × 3 = 3	☐	☐
2 × 3 = ☐	☐	☐
3 × 3 = ☐	☐	☐
☐ × 3 = 12	☐	☐

b) What would the next multiplication be?

☐ × 3 = ☐

c) What do you notice about the products?

d) Will the product of 11 × 3 be odd or even? _____

10 Use the fact that 12 × 3 = 36 to work out the calculations.

13 × 3 = ☐

3 × 15 = ☐

14 × 3 = ☐

24 × 3 = ☐

How did you work this out?

Did you find the answers in the same way as your partner?

© White Rose Maths 2019

Wednesday 13th Jan

Hinduism Main Beliefs

Cut out the cards and match the beliefs to the statements in your books. Each named belief has two statements.

The soul reunites with the god Brahma.	Truth is the only reality.	**Dharma**	It means liberation of the soul from the cycle of death and rebirth.
Moksha	According to this belief, it is necessary to do the right thing at all times.	Hindus believe that they should pursue knowledge and understanding of the truth.	**Truth is eternal**
The soul exists in the body, but when a living thing dies it enters a new living thing.	Hindus believe that there are right and wrong ways to behave.	**Reincarnation**	Karma – good and bad actions committed during one's life – affects which living thing the soul will be reborn into.

Hinduism Main Beliefs - Answers

Cut out the cards and match the beliefs to the statements in your books. Each named belief has two statements.

Moksha

The soul reunites with the god Brahma.

It means liberation of the soul from the cycle of death and rebirth.

Reincarnation

Karma – good and bad actions committed during one's life – affects which living thing the soul will be reborn into.

The soul exists in the body, but when a living thing dies it enters a new living thing.

Dharma

According to this belief, it is necessary to do the right thing at all times.

Hindus believe that there are right and wrong ways to behave.

Truth is eternal

Truth is the only reality.

Hindus believe that they should pursue knowledge and understanding of the truth.

The 3 times-table Answers

White Rose Maths

1 Complete the multiplications.

a)

8 × 3 = 24

b)

3 × 4 = 12

2 Dani makes an array using counters.

Write two multiplication and two division facts represented by the array.

3 × 5 = 15

5 × 3 = 15

15 ÷ 3 = 5

15 ÷ 5 = 3

3 Complete the number sentences.

a) 6 × 3 = 18

b) 3 × 9 = 27

c) 33 ÷ 11 = 3

d) 15 ÷ 3 = 5

e) 12 × 3 = 36

f) 0 × 3 = 0

4 Complete the number sentences.

a) 2 × 3 = 6

4 × 3 = 12

8 × 3 = 24

b) 6 = 3 × 2

12 = 3 × 4

18 = 3 × 6

What patterns do you notice?

5 Write <, > or = to compare the statements.

a) 33 ÷ 11 = 3

b) 27 > 30 ÷ 3

c) 9 ÷ 3 < 3 x 6

d) 6 x 3 > 6 ÷ 3

e) 3 x 6 > 18 ÷ 3

f) 0 x 3 < 3 ÷ 3

© White Rose Maths 2019

6 Colour all the numbers in the 3 times-table.

1	2		4	5		7	8		10
11		13	14		16	17		19	20
	22	23		25	26		28	29	
31	32		34	35		37	38		40
41		43	44		46	47		49	50

What two patterns do you notice?

7 Work out the missing values in each bar model.

a)

18					
3	3	3	3	3	3

b)

36		
12	12	12

8 Mo has 7 packets of 3 stickers.

Eva has 3 packets of 9 stickers.

Who has the greatest number of stickers? Eva

9 a) Complete the multiplications.

Are the answers odd or even? Tick your answer.

	odd	even
1 × 3 = 3	☑	☐
2 × 3 = 6	☐	☑
3 × 3 = 9	☑	☐
4 × 3 = 12	☐	☑

b) What would the next multiplication be?

5 × 3 = 15

c) What do you notice about the products?

d) Will the product of 11 × 3 be odd or even? Odd

10 Use the fact that 12 × 3 = 36 to work out the calculations.

13 × 3 = 39

3 × 15 = 45

14 × 3 = 42

24 × 3 = 72

How did you work this out?

Did you find the answers in the same way as your partner?

© White Rose Maths 2019

Multiply by 4

Thursday 14th Jan

1 Complete the sentences.

a)

There are ☐ bags of pears.

There are ☐ pears in each bag.

There are ☐ pears in total.

b)

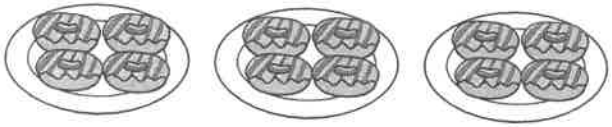

There are ☐ plates.

There are ☐ doughnuts on each plate.

There are ☐ doughnuts in total.

2 Complete the multiplication.

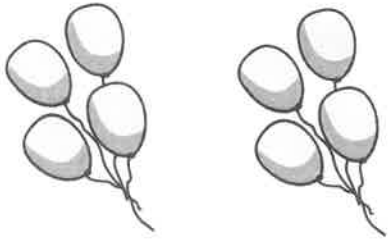

☐ × ☐ = ☐

3 Match the representations to the number sentences.

Complete the number sentences.

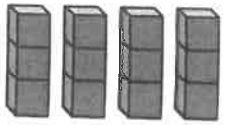

4 × 2 = ☐

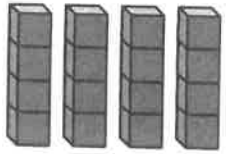

4 × 3 = ☐

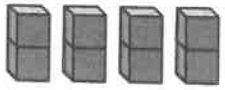

4 × 4 = ☐

4 Starting from zero, circle the numbers in the 4 times-table.

The first one has been done for you.

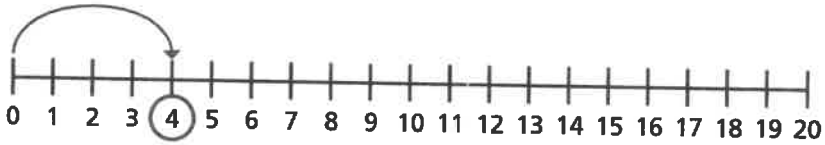

© White Rose Maths 2019

5 Esther makes this array.



What multiplication facts does the array represent?

Complete the multiplications.

☐ × ☐ = ☐

☐ × ☐ = ☐

6 Fill in the missing number.

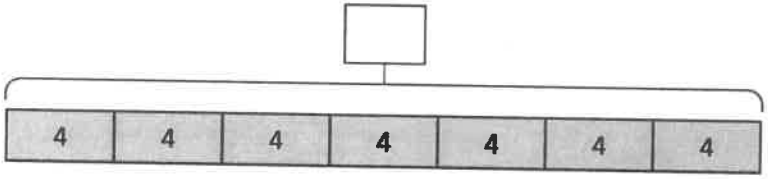

What multiplication is represented?

Complete the multiplication.

☐ × ☐ = ☐

7 Teddy has 4 bags of 10 sweets.

How many sweets does Teddy have?

Teddy has ☐ sweets.

8 A bottle contains 4 litres of juice.

Mrs Wilson needs 30 litres of juice for a party.

She has 12 bottles.

Does she have enough juice?

_____

9

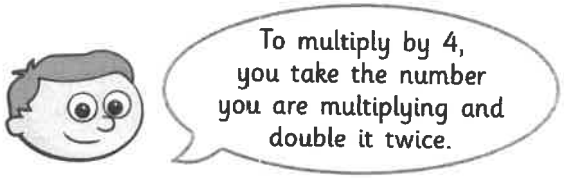

Do you agree with Ron? _____

Explain your answer.

_____

© White Rose Maths 2019

Multiply by 4 Answers

1 Complete the sentences.

a)

There are 5 bags of pears.

There are 4 pears in each bag.

There are 20 pears in total.

b)

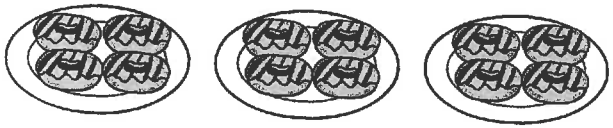

There are 3 plates.

There are 4 doughnuts on each plate.

There are 12 doughnuts in total.

2 Complete the multiplication.

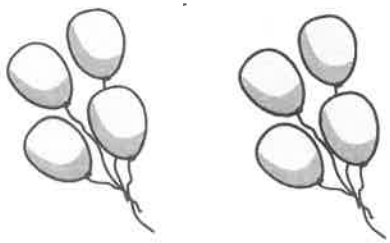

2 × 4 = 8

3 Match the representations to the number sentences.

Complete the number sentences.

4 × 2 = 8

4 × 3 = 12

4 × 4 = 16

4 Starting from zero, circle the numbers in the 4 times-table.

The first one has been done for you.

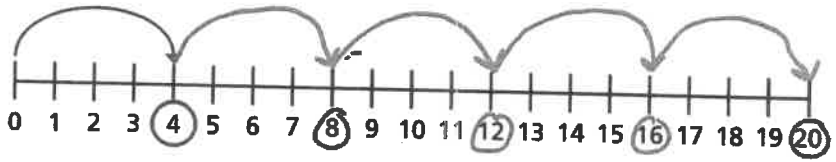

© White Rose Maths 2019

5 Esther makes this array.



What multiplication facts does the array represent?

Complete the multiplications.

$\boxed{4} \times \boxed{5} = \boxed{20}$

$\boxed{5} \times \boxed{4} = \boxed{20}$

6 Fill in the missing number.

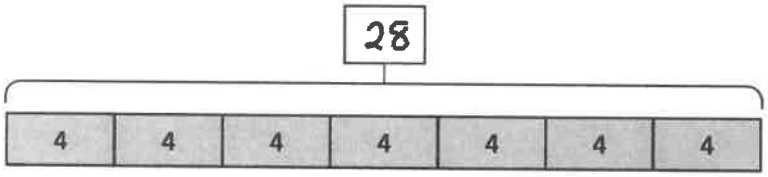

What multiplication is represented?

Complete the multiplication.

$\boxed{7} \times \boxed{4} = \boxed{28}$

7 Teddy has 4 bags of 10 sweets.

How many sweets does Teddy have?

Teddy has $\boxed{40}$ sweets.

8 A bottle contains 4 litres of juice.

Mrs Wilson needs 30 litres of juice for a party.

She has 12 bottles.

Does she have enough juice?

$12 \times 4 = 48$

Yes

9

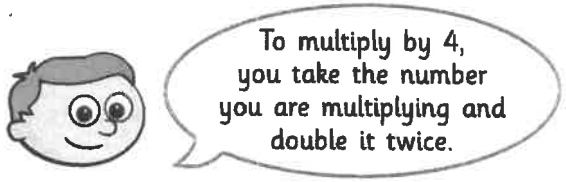

Do you agree with Ron? Yes

Explain your answer.

$4 = 2 \times 2$

© White Rose Maths 2019

Divide by 4 Friday 15th Jan

White Rose Maths

1 Here are 12 cakes.



Complete the sentences.

There are ☐ plates.

Each plate has ☐ cakes.

12 shared into ☐ equal groups is ☐

2 Circle groups of 4 flowers.



a) How many groups of 4 flowers did you make? ☐

b) Complete the sentence.

There are ☐ groups of 4 in 16

3 Eva makes an array with 32 counters.



a) How many groups of 4 are in the array? ☐

b) Use this to complete the division sentence.

32 ÷ 4 = ☐

4 A farmer has 24 apples.

He wants to pack the apples equally into 4 bags.



How many apples will be in each bag?

☐ ÷ ☐ = ☐

There will be ☐ apples in each bag.

© White Rose Maths 2019

5 There are 20 muffins.

4 muffins fit in 1 box.

Use the number line to work out how many boxes can be filled.

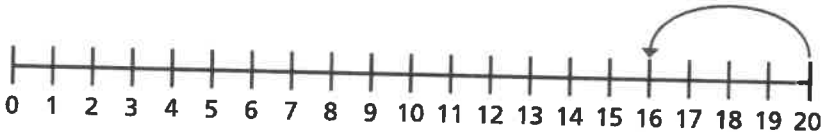

☐ boxes of muffins can be filled.

6 Alex is trying to divide 48 by 4



Divide the array to show that Alex's method works.



Does Alex's method always work?

7 Complete the bar model.

44			

Complete the division statement to match the bar model.

44 ÷ ☐ = ☐

8 Mo is working out whether numbers divide equally by both 2 and 4

Complete the table and continue the pattern.

The first one has been done for you.

Number	Divided equally by 2 is . . .	Divided equally by 4 is . . .
2	1	does not divide equally
4		
6		
8		
10		
12		

What do you notice?

© White Rose Maths 2019

Divide by 4 Answers

1 Here are 12 cakes.



Complete the sentences.

There are 4 plates.

Each plate has 3 cakes.

12 shared into 4 equal groups is 3

2 Circle groups of 4 flowers.

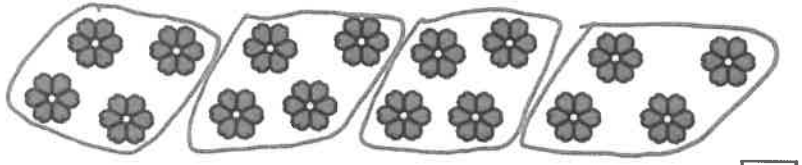

a) How many groups of 4 flowers did you make? 4

b) Complete the sentence.

There are 4 groups of 4 in 16

3 Eva makes an array with 32 counters.



a) How many groups of 4 are in the array? 8

b) Use this to complete the division sentence.

32 ÷ 4 = 8

4 A farmer has 24 apples.

He wants to pack the apples equally into 4 bags.



How many apples will be in each bag?

24 ÷ 4 = 6

There will be 6 apples in each bag.

© White Rose Maths 2019

5 There are 20 muffins.

4 muffins fit in 1 box.

Use the number line to work out how many boxes can be filled.

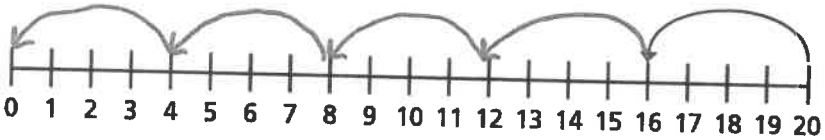

[5] boxes of muffins can be filled.

6 Alex is trying to divide 48 by 4



Divide the array to show that Alex's method works.



Does Alex's method always work?

7 Complete the bar model.

44			
11	11	11	11

Complete the division statement to match the bar model.

44 ÷ [4] = [11]

8 Mo is working out whether numbers divide equally by both 2 and 4

Complete the table and continue the pattern.

The first one has been done for you.

Number	Divided equally by 2 is . . .	Divided equally by 4 is . . .
2	1	does not divide equally
4	2	1
6	3	does not divide equally
8	4	2
10	5	does not divide equally
12	6	3
14	7	does not divide equally
16	8	4

What do you notice?

Various answers.

© White Rose Maths 2019

Friday 15th Jan

Who is Henry Moore?

Date of birth: _____

Place of birth: _____

What was Henry Moore famous for? _____

Tell me a fact about his childhood- _____

_____

_____

What materials did Henry Moore like to use? _____

_____

_____

Why can marks be seen on his sculptures? _____

_____

_____

Where did Henry Moore study Art? Name the two places.

_____

_____

When did Henry Moore die?

Henry Moore

1898 – 1986



Henry Moore was a British artist known for his sculptures, most of which were made from bronze.

Moore was born in Castleford, Yorkshire. He was the seventh of eight children and his family often struggled for money. Moore won a place at a grammar school, where he developed an interest in art and sculpture in particular. He trained to be a teacher and returned to his own school as a teacher. Moore volunteered to serve in the army and was injured at the Battle of Cambrai during the First World War.

After the war, Moore studied at the Leeds School of Art. While there, Moore became friends with Barbara Hepworth, who would also become a famous sculptor. In 1921, Moore won a scholarship to the Royal College of Art in London.



Moore studied the work of artists, such as Rodin, as well as sculpture from ancient Egypt, the Etruscan civilisation, Africa and South America.

He became interested in a method of sculpting called direct carving, where the artist worked straight on material without using moulds. Marks left from carving tools can be seen on the material.

Large Figure in a Shelter, 1985 – 1986

After art college, Moore won a scholarship. This enabled him to travel around Europe, studying the work of different artists. While travelling, he saw a sculpture from the Mayan civilisation of a figure lying down. This would greatly influence his own work.

Moore began to create semi-abstract figures of humans, particularly of them lying down. Semi-abstract means that although the artist may use shapes or colours that don't physically represent the subject, it is still possible to easily recognise what the art is portraying.